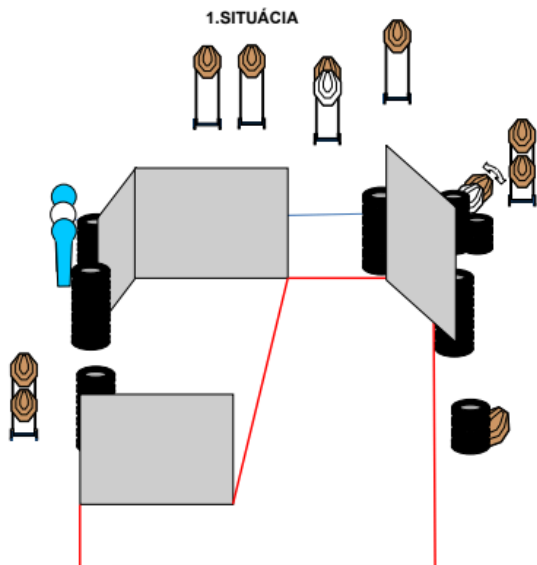


2. kolo Tekovskej ligy - Stage 1 - 2024-05-26



Stredná strelecká situácia	
Terč	10 x IPSC classic, 3 x NS, 2 x IPSC Popper
Počet ráň / body	22 / 110
Štartovací	Zvukový signál posledná rana
Štartová pozícia	Posledný relax vo vymedzenom priestore paly sa dotýkajú označenej preklapovej látky, uvoľní voľne prstička tela, zbraň vtedy
Postup	PO zvukovom signále rieši situáciu voľným štýlom z vymedzeného priestoru, kovový NS spúšťa kyvačku
Pravidlá a penalizácie	Pravidlá IPSC
Bezpečnostné úkony	90° vpravo aj vľavo
Hodnotenie	Podľa pravidiel IPSC
Bezpečnosť	Sprievan RO na brániacu dlehu
Autor pažbary	Micha

Stage Results - Open

Place	Name	No.	Class	Div	PF	Points	Pen	Time	Hit Factor	Stage Pts	Stage %
1	Veselský, Dušan		U	O	Maj	102	0	18.67	5.4633	110.0000	100.00%
2	Kocian, Norbert		U	O	Maj	103	10	17.71	5.2513	105.7307	96.12%

Stage Results - PCC Optics

Place	Name	No.	Class	Div	PF	Points	Pen	Time	Hit Factor	Stage Pts	Stage %
1	Kubuš, Ján		U	PCCO	Min	102	0	13.94	7.3171	110.0000	100.00%
2	Hanulák, Jozef		U	PCCO	Min	110	0	16.38	6.7155	100.9565	91.78%
3	Drimaj, Peter		U	PCCO	Min	108	0	16.77	6.4401	96.8157	88.01%
4	Vlkolinský, Valér		U	PCCO	Min	104	0	17.36	5.9908	90.0614	81.87%
5	Mihálek, Matej		U	PCCO	Min	108	0	20.78	5.1973	78.1328	71.03%
6	Dolnan, Zdeno 1		U	PCCO	Min	108	0	26.19	4.1237	61.9931	56.36%
7	Kráner, Jozef		U	PCCO	Min	96	0	31.01	3.0958	46.5398	42.31%
8	Toldy, Erik		U	PCCO	Min	110	10	33.85	2.9542	44.4116	40.37%

Stage Results - Production

Place	Name	No.	Class	Div	PF	Points	Pen	Time	Hit Factor	Stage Pts	Stage %
1	Polievka, Ľubomír		U	P	Min	98	0	16.51	5.9358	110.0000	100.00%
2	Ružička, Milan		U	P	Min	106	0	18.34	5.7797	107.1076	97.37%
3	Drienik, Vojtech		U	P	Min	106	0	18.35	5.7766	107.0492	97.32%
4	Kreutz, Erich		U	P	Min	98	0	18.71	5.2378	97.0657	88.24%
5	Michalec, Ľubomír		U	P	Min	102	10	19.05	4.8294	89.4966	81.36%
6	Halenár, Marek		U	P	Min	106	0	24.44	4.3372	80.3745	73.07%
7	Popluhár, Patrik		U	P	Min	98	10	20.91	4.2085	77.9906	70.90%
8	Vígh, Peter		U	P	Min	93	10	21.73	3.8196	70.7835	64.35%
9	Lévárdy, Daniel		U	P	Min	100	10	24.89	3.6159	67.0087	60.92%

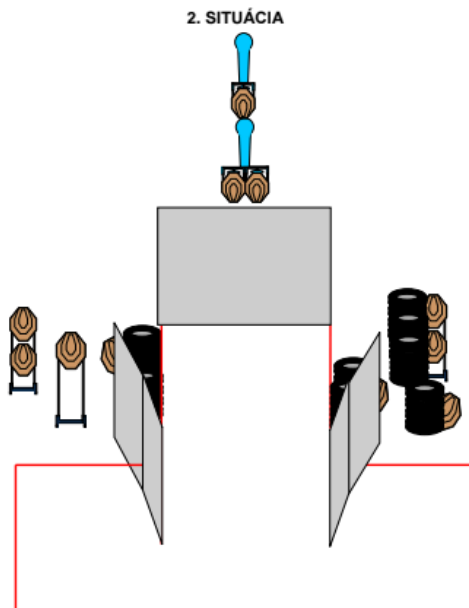
Stage Results - Production Optics

Place	Name	No.	Class	Div	PF	Points	Pen	Time	Hit Factor	Stage Pts	Stage %
1	Kán, Peter		U	PO	Min	108	0	15.25	7.0820	110.0000	100.00%
2	Nemčok, Libor		U	PO	Min	100	0	15.15	6.6007	102.5241	93.20%
3	Vančo, Ján		U	PO	Min	100	0	15.72	6.3613	98.8067	89.82%
4	Hukel, Miroslav		U	PO	Min	108	0	17.27	6.2536	97.1338	88.30%
5	Pančík, Vladimír		U	PO	Min	104	0	17.72	5.8691	91.1609	82.87%
6	Klepáč, Ilja		U	PO	Min	100	0	17.48	5.7208	88.8582	80.78%
7	Bachratý, Tomáš		U	PO	Min	104	0	18.49	5.6247	87.3645	79.42%
8	Šiška, Miloš		U	PO	Min	100	0	37.88	2.6399	41.0042	37.28%
9	Prefertus, Róbert		U	PO	Min	99	20	32.83	2.4063	37.3762	33.98%

Stage Results - Standard

Place	Name	No.	Class	Div	PF	Points	Pen	Time	Hit Factor	Stage Pts	Stage %
1	Ťažký, Miroslav		U	S	Min	91	10	13.55	5.9779	110.0000	100.00%
2	Varga, Štefan		U	S	Min	104	0	17.77	5.8526	107.6943	97.90%
3	Špitálsky, Michal		U	S	Min	106	0	18.18	5.8306	107.2899	97.54%
4	Šlapka, Anton		U	S	Min	104	0	18.50	5.6216	103.4448	94.04%
5	Belko, Jozef		U	S	Min	106	0	19.51	5.4331	99.9760	90.89%
6	Slanina, Peter		U	S	Min	106	0	20.14	5.2632	96.8486	88.04%
7	Košíková, Simona		U	S	Min	96	0	18.47	5.1976	95.6426	86.95%
8	Gogola, Miroslav		U	S	Min	92	0	17.85	5.1541	94.8411	86.22%
9	Kocifajová, Kristína		U	S	Min	104	0	21.12	4.9242	90.6121	82.37%
10	Malík, Róbert		U	S	Min	100	0	21.08	4.7438	87.2924	79.36%
11	Kalina, Marian		U	S	Min	98	0	21.45	4.5688	84.0709	76.43%
12	Trancygier, Tomáš		U	S	Min	104	0	22.92	4.5375	83.4960	75.91%
13	Páleník, Miroslav		U	S	Min	96	0	21.32	4.5028	82.8573	75.32%
14	Popovič, Bohuslav		U	S	Min	98	0	21.95	4.4647	82.1559	74.69%
15	Rzesniowiecki, Roman		U	S	Min	96	0	21.78	4.4077	81.1074	73.73%
16	Krajčír, Dalibor		U	S	Min	94	0	21.44	4.3843	80.6771	73.34%
17	Dóka, Peter		U	S	Min	94	0	24.04	3.9101	71.9516	65.41%
18	Pál, Eugen		U	S	Min	92	0	24.03	3.8285	70.4500	64.05%
19	Ďurík, Jaroslav		U	S	Min	98	0	25.71	3.8117	70.1408	63.76%
20	Toldy, Erik		U	S	Min	98	20	20.95	3.7232	68.5106	62.28%
21	Kalina, Michal		U	S	Min	96	10	23.23	3.7021	68.1234	61.93%
22	Dolňan, Zdeno		U	S	Min	108	10	27.53	3.5598	65.5038	59.55%
23	Melo, Jozef		U	S	Min	98	0	29.92	3.2754	60.2714	54.79%
24	Plevka, Peter		U	S	Min	94	30	19.76	3.2389	59.5991	54.18%
25	Takáč, Michal		U	S	Min	92	10	25.41	3.2271	59.3822	53.98%
26	Rojko, Marek		U	S	Min	102	0	36.36	2.8053	51.6206	46.93%
27	Gregorová, Mariana		U	S	Min	94	20	28.41	2.6047	47.9300	43.57%
28	Kanas, Štefan		U	S	Min	97	20	29.84	2.5804	47.4831	43.17%
29	Bača, Filip		U	S	Min	98	10	39.30	2.2392	41.2038	37.46%
30	Károly, Karol		U	S	Min	88	10	37.26	2.0934	38.5211	35.02%
31	Halas, Dušan		U	S	Min	92	40	26.40	1.9697	36.2449	32.95%
32	Ružičková, Lenka		U	S	Min	92	20	38.23	1.8833	34.6557	31.51%
33	Lontoš, Samuel		U	S	Min	81	20	42.53	1.4343	26.3926	23.99%
34	Javorčík, Marek		U	S	Min	79	50	24.14	1.2013	22.1059	20.10%
35	Liska, Anton		U	S	Min	73	50	31.12	0.7391	13.5999	12.36%

2. kolo Tekovskej ligy - Stage 2 - 2024-05-26



Stredná strelecká situácia	
Terč	11 x IPSC classic, 2 x IPSC Popper
Počet rán / body	24 / 120
Štartový signál	Zvukový signál posledná rána
Štartová pozícia	Postoj relax voľne vo vymedzenom priestore, ruky voľne pozdĺž tela, zbraň "ready"
Postup	Po zvukovom signále rieši situáciu voľným štýlom z vymedzeného priestoru
Pravidlá a parafácia	Pravidlá IPSC
Bezpečnostné vily	RO - sprava aj ľava
Hodnotenie	Postia pravidiel IPSC
Bezpečnosť	Spremi RO na bielejnu
Autor parketu	Jacek

Stage Results - Open

Place	Name	No.	Class	Div	PF	Points	Pen	Time	Hit Factor	Stage Pts	Stage %
1	Kocian, Norbert		U	O	Maj	113	0	19.01	5.9442	120.0000	100.00%
2	Veselský, Dušan		U	O	Maj	115	0	20.73	5.5475	111.9911	93.33%

Stage Results - PCC Optics

Place	Name	No.	Class	Div	PF	Points	Pen	Time	Hit Factor	Stage Pts	Stage %
1	Kubuš, Ján		U	PCCO	Min	116	0	12.97	8.9437	120.0000	100.00%
2	Drimaj, Peter		U	PCCO	Min	116	0	14.47	8.0166	107.5605	89.63%
3	Hanulák, Jozef		U	PCCO	Min	114	0	15.04	7.5798	101.6998	84.75%
4	Mihálek, Matej		U	PCCO	Min	118	0	16.81	7.0196	94.1841	78.49%
5	Vlkolinský, Valér		U	PCCO	Min	116	0	17.10	6.7836	91.0175	75.85%
6	Dolnan, Zdeno 1		U	PCCO	Min	118	0	19.23	6.1362	82.3315	68.61%
7	Toldy, Erik		U	PCCO	Min	114	0	20.90	5.4545	73.1850	60.99%
8	Kráner, Jozef		U	PCCO	Min	108	0	22.26	4.8518	65.0971	54.25%

Stage Results - Production

Place	Name	No.	Class	Div	PF	Points	Pen	Time	Hit Factor	Stage Pts	Stage %
1	Drienik, Vojtech		U	P	Min	112	0	14.54	7.7029	120.0000	100.00%
2	Kreutz, Erich		U	P	Min	110	0	15.05	7.3090	113.8633	94.89%
3	Michalec, Ľubomír		U	P	Min	118	0	16.15	7.3065	113.8249	94.85%
4	Polievka, Ľubomír		U	P	Min	108	0	15.96	6.7669	105.4189	87.85%
5	Ružička, Milan		U	P	Min	108	0	16.26	6.6421	103.4739	86.23%
6	Popluhár, Patrik		U	P	Min	108	0	20.91	5.1650	80.4632	67.05%
7	Lévárdy, Daniel		U	P	Min	118	0	23.92	4.9331	76.8508	64.04%
8	Vígh, Peter		U	P	Min	112	0	23.26	4.8151	75.0129	62.51%
9	Halenár, Marek		U	P	Min	112	0	24.01	4.6647	72.6697	60.56%

Stage Results - Production Optics

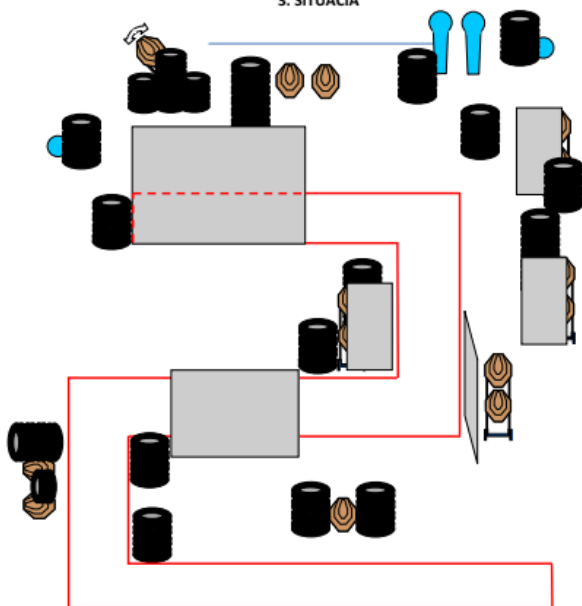
Place	Name	No.	Class	Div	PF	Points	Pen	Time	Hit Factor	Stage Pts	Stage %
1	Nemčok, Libor		U	PO	Min	118	0	15.76	7.4873	120.0000	100.00%
2	Vančo, Ján		U	PO	Min	110	0	14.87	7.3974	118.5597	98.80%
3	Klepáč, Ilja		U	PO	Min	114	0	15.50	7.3548	117.8769	98.23%
4	Hukel, Miroslav		U	PO	Min	114	0	15.90	7.1698	114.9114	95.76%
5	Kán, Peter		U	PO	Min	116	0	16.70	6.9461	111.3261	92.77%
6	Bachratý, Tomáš		U	PO	Min	116	0	17.41	6.6628	106.7861	88.99%
7	Pančík, Vladimír		U	PO	Min	116	0	18.55	6.2534	100.2235	83.52%
8	Prefertus, Róbert		U	PO	Min	108	0	23.81	4.5359	72.6976	60.58%
9	Šiška, Miloš		U	PO	Min	112	0	29.45	3.8031	60.9520	50.79%

Stage Results - Standard

Place	Name	No.	Class	Div	PF	Points	Pen	Time	Hit Factor	Stage Pts	Stage %
1	Ťažký, Miroslav		U	S	Min	118	0	13.26	8.8989	120.0000	100.00%
2	Špitálsky, Michal		U	S	Min	116	0	15.69	7.3932	99.6960	83.08%
3	Šlapka, Anton		U	S	Min	120	0	17.84	6.7265	90.7046	75.59%
4	Toldy, Erik		U	S	Min	98	0	15.19	6.4516	86.9984	72.50%
5	Slanina, Peter		U	S	Min	100	0	16.33	6.1237	82.5765	68.81%
6	Malík, Róbert		U	S	Min	112	0	18.45	6.0705	81.8586	68.22%
7	Belko, Jozef		U	S	Min	110	0	18.29	6.0142	81.1002	67.58%
8	Varga, Štefan		U	S	Min	112	0	18.91	5.9228	79.8673	66.56%
9	Kocifajová, Kristína		U	S	Min	112	0	19.68	5.6911	76.7425	63.95%
10	Plevka, Peter		U	S	Min	118	0	20.83	5.6649	76.3898	63.66%
11	Dolňan, Zdeno		U	S	Min	116	0	21.13	5.4898	74.0289	61.69%
12	Dóka, Peter		U	S	Min	112	0	20.46	5.4741	73.8168	61.51%
13	Trancygier, Tomáš		U	S	Min	106	0	19.99	5.3027	71.5049	59.59%
14	Popovič, Bohuslav		U	S	Min	104	0	19.62	5.3007	71.4788	59.57%
15	Javorčík, Marek		U	S	Min	106	0	20.54	5.1607	69.5902	57.99%
16	Károly, Karol		U	S	Min	116	0	23.00	5.0435	68.0100	56.68%
17	Rzesniowiecki, Roman		U	S	Min	112	0	22.43	4.9933	67.3335	56.11%
18	Krajčír, Dalibor		U	S	Min	114	0	23.75	4.8000	64.7268	53.94%
19	Košíková, Simona		U	S	Min	101	10	19.49	4.6691	62.9611	52.47%
20	Kalina, Michal		U	S	Min	92	0	19.84	4.6371	62.5301	52.11%
21	Takáč, Michal		U	S	Min	108	0	23.76	4.5455	61.2943	51.08%
22	Páleník, Miroslav		U	S	Min	100	0	22.23	4.4984	60.6601	50.55%
23	Pál, Eugen		U	S	Min	100	0	23.46	4.2626	57.4797	47.90%
24	Ďurík, Jaroslav		U	S	Min	111	10	23.99	4.2101	56.7720	47.31%
25	Rojko, Marek		U	S	Min	103	10	22.69	4.0987	55.2702	46.06%
26	Kalina, Marian		U	S	Min	108	0	26.38	4.0940	55.2067	46.01%
27	Gregorová, Mariana		U	S	Min	110	0	27.41	4.0131	54.1161	45.10%
28	Kanas, Štefan		U	S	Min	108	0	27.13	3.9808	53.6805	44.73%
29	Halas, Dušan		U	S	Min	118	0	32.63	3.6163	48.7649	40.64%
30	Gogola, Miroslav		U	S	Min	92	40	15.18	3.4256	46.1928	38.49%
31	Melo, Jozef		U	S	Min	105	10	31.39	3.0264	40.8108	34.01%
32	Lontoš, Samuel		U	S	Min	112	0	37.03	3.0246	40.7856	33.99%
33	Liska, Anton		U	S	Min	101	30	25.99	2.7318	36.8379	30.70%
34	Bača, Filip		U	S	Min	102	30	27.68	2.6012	35.0759	29.23%
35	Ružičková, Lenka		U	S	Min	96	0	40.06	2.3964	32.3149	26.93%

2. kolo Tekovskej ligy - Stage 3 - 2024-05-26

3. SITUÁCIA



Dlhá strelecká situácia	
Terče	14 x IPSC class B, 2 x IPSC Popper, 2 x IPSC Plate
Počet rán / body	32 / 160
Startový	Kvôli signál posledná rana
Startová pozícia	Postoj relax ľubovoľne vo vymedzenom priestore, ruky voľne pozdĺž tela, zbraň „ready“
Postup	Po zvukovom signále rieši situáciu voľným štýlom z vymedzeného priestoru. Lavič IPSC Popper spusti kľučkou.
Pravidlá a penalizácia	Pravidlá IPSC
Bezpečnostné úkony	30" sprievodné úkony
Hodnotenie	Podľa pravidiel IPSC
Bezpečnosť	Spravení RO na inštringu
Autor parkátu	Jackie

Stage Results - Open

Place	Name	No.	Class	Div	PF	Points	Pen	Time	Hit Factor	Stage Pts	Stage %
1	Veselský, Dušan		U	O	Maj	149	0	30.48	4.8885	160.0000	100.00%
2	Kocian, Norbert		U	O	Maj	146	10	30.84	4.4099	144.3355	90.21%

Stage Results - PCC Optics

Place	Name	No.	Class	Div	PF	Points	Pen	Time	Hit Factor	Stage Pts	Stage %
1	Kubuš, Ján		U	PCCO	Min	147	10	16.89	8.1113	160.0000	100.00%
2	Drimaj, Peter		U	PCCO	Min	152	0	23.18	6.5574	129.3479	80.84%
3	Mihálek, Matej		U	PCCO	Min	143	10	23.22	5.7278	112.9844	70.62%
4	Vlkolinský, Valér		U	PCCO	Min	145	10	25.21	5.3550	105.6307	66.02%
5	Hanulák, Jozef		U	PCCO	Min	152	0	31.12	4.8843	96.3459	60.22%
6	Dolnan, Zdeno 1		U	PCCO	Min	153	10	38.18	3.7454	73.8804	46.18%
7	Toldy, Erik		U	PCCO	Min	156	0	47.89	3.2575	64.2553	40.16%
8	Kráner, Jozef		U	PCCO	Min	144	0	53.05	2.7144	53.5434	33.46%

Stage Results - Production

Place	Name	No.	Class	Div	PF	Points	Pen	Time	Hit Factor	Stage Pts	Stage %
1	Drienik, Vojtech		U	P	Min	148	0	22.60	6.5487	160.0000	100.00%
2	Kreutz, Erich		U	P	Min	139	10	23.77	5.4270	132.5950	82.87%
3	Michalec, Ľubomír		U	P	Min	146	0	29.32	4.9795	121.6622	76.04%
4	Ružička, Milan		U	P	Min	140	0	29.16	4.8011	117.3025	73.31%
5	Lévárdy, Daniel		U	P	Min	148	0	32.64	4.5343	110.7843	69.24%
6	Polievka, Ľubomír		U	P	Min	130	0	28.96	4.4890	109.6760	68.55%
7	Halenár, Marek		U	P	Min	156	0	35.99	4.3345	105.9033	66.19%
8	Vígh, Peter		U	P	Min	115	10	30.04	3.4953	85.3996	53.37%
9	Popluhár, Patrik		U	P	Min	137	10	39.64	3.2038	78.2775	48.92%

Stage Results - Production Optics

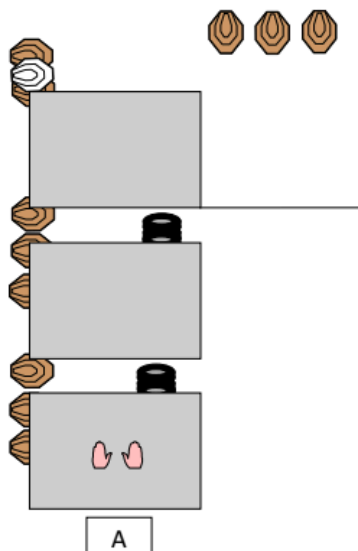
Place	Name	No.	Class	Div	PF	Points	Pen	Time	Hit Factor	Stage Pts	Stage %
1	Kán, Peter		U	PO	Min	147	10	19.71	6.9508	160.0000	100.00%
2	Nemčok, Libor		U	PO	Min	158	0	24.20	6.5289	150.2892	93.93%
3	Hukel, Miroslav		U	PO	Min	154	0	24.41	6.3089	145.2242	90.77%
4	Vančo, Ján		U	PO	Min	132	0	21.38	6.1740	142.1190	88.82%
5	Bachratý, Tomáš		U	PO	Min	152	0	24.68	6.1588	141.7700	88.61%
6	Pančík, Vladimír		U	PO	Min	152	0	28.10	5.4093	124.5155	77.82%
7	Klepáč, Ilja		U	PO	Min	152	0	29.54	5.1456	118.4457	74.03%
8	Prefertus, Róbert		U	PO	Min	140	0	42.62	3.2848	75.6137	47.26%
9	Šiška, Miloš		U	PO	Min	154	0	50.69	3.0381	69.9334	43.71%

Stage Results - Standard

Place	Name	No.	Class	Div	PF	Points	Pen	Time	Hit Factor	Stage Pts	Stage %
1	Ťažký, Miroslav		U	S	Min	145	10	22.17	6.0893	160.0000	100.00%
2	Špitálsky, Michal		U	S	Min	152	0	27.13	5.6027	147.2128	92.01%
3	Malík, Róbert		U	S	Min	152	0	27.92	5.4441	143.0474	89.40%
4	Varga, Štefan		U	S	Min	148	0	28.78	5.1425	135.1210	84.45%
5	Šlapka, Anton		U	S	Min	143	10	25.99	5.1174	134.4613	84.04%
6	Popovič, Bohuslav		U	S	Min	140	0	28.02	4.9964	131.2840	82.05%
7	Slanina, Peter		U	S	Min	146	0	29.33	4.9778	130.7955	81.75%
8	Rojko, Marek		U	S	Min	144	0	29.19	4.9332	129.6225	81.01%
9	Kocifajová, Kristína		U	S	Min	148	0	30.51	4.8509	127.4593	79.66%
10	Trancygier, Tomáš		U	S	Min	130	0	27.47	4.7324	124.3474	77.72%
11	Košíková, Simona		U	S	Min	144	0	30.65	4.6982	123.4480	77.15%
12	Plevka, Peter		U	S	Min	145	10	29.39	4.5934	120.6941	75.43%
13	Rzesniowiecki, Roman		U	S	Min	144	0	32.30	4.4582	117.1418	73.21%
14	Krajčír, Dalibor		U	S	Min	136	0	30.75	4.4228	116.2106	72.63%
15	Belko, Jozef		U	S	Min	148	0	33.76	4.3839	115.1890	71.99%
16	Dóka, Peter		U	S	Min	146	0	34.32	4.2541	111.7783	69.86%
17	Toldy, Erik		U	S	Min	144	0	33.96	4.2403	111.4158	69.63%
18	Dolňan, Zdeno		U	S	Min	156	0	37.61	4.1478	108.9866	68.12%
19	Pál, Eugen		U	S	Min	144	0	34.98	4.1166	108.1670	67.60%
20	Gogola, Miroslav		U	S	Min	132	20	27.42	4.0846	107.3254	67.08%
21	Takáč, Michal		U	S	Min	152	0	37.27	4.0783	107.1608	66.98%
22	Kalina, Michal		U	S	Min	126	20	27.76	3.8184	100.3317	62.71%
23	Páleník, Miroslav		U	S	Min	134	0	36.31	3.6904	96.9685	60.61%
24	Gregorová, Mariana		U	S	Min	135	10	39.13	3.1945	83.9367	52.46%
25	Javorčík, Marek		U	S	Min	127	30	31.04	3.1250	82.1111	51.32%
26	Károly, Karol		U	S	Min	146	0	48.41	3.0159	79.2446	49.53%
27	Kanas, Štefan		U	S	Min	147	10	45.60	3.0044	78.9419	49.34%
28	Halas, Dušan		U	S	Min	146	0	49.40	2.9555	77.6565	48.54%
29	Kalina, Marian		U	S	Min	136	0	47.22	2.8801	75.6772	47.30%
30	Melo, Jozef		U	S	Min	141	10	46.10	2.8416	74.6659	46.67%
31	Ďurík, Jaroslav		U	S	Min	141	10	50.92	2.5727	67.5981	42.25%
32	Liska, Anton		U	S	Min	142	0	56.31	2.5218	66.2605	41.41%
33	Bača, Filip		U	S	Min	139	10	54.29	2.3761	62.4341	39.02%
34	Lontoš, Samuel		U	S	Min	143	20	57.04	2.1564	56.6601	35.41%
35	Ružičková, Lenka		U	S	Min	123	30	72.94	1.2750	33.5019	20.94%

2. kolo Tekovskej ligy - Stage 4 - 2024-05-26

4. SITUÁCIA



Stredná strelecká situácia	
Terč	11 x IPSC klasici, 1 NS
Počet ráň / body	22 / 110
Startovacia	Zvukový signál posledná rana
Startová pozícia	Postoj v boso, celým dlaniam sa dotýkať zástery, zbraň „ready“
Postup	Po zvukovom signále medľ situáciu vŕtným štýlom z vymedzeného priestoru
Pravidlá a penalizácie	Pravidlá IPSC
Bezpečnostné úhly	45° vpravo, 90° vľavo
Hodnotenie	Podľa pravidiel IPSC
Bezpečnosť	Sprievodník PCZ na terenzu
Autor parkuru	Jackie

Stage Results - Open

Place	Name	No.	Class	Div	PF	Points	Pen	Time	Hit Factor	Stage Pts	Stage %
1	Veselský, Dušan		U	O	Maj	101	0	13.53	7.4649	110.0000	100.00%
2	Kocian, Norbert		U	O	Maj	89	10	11.22	7.0410	103.7536	94.32%

Stage Results - PCC Optics

Place	Name	No.	Class	Div	PF	Points	Pen	Time	Hit Factor	Stage Pts	Stage %
1	Drimaj, Peter		U	PCCO	Min	106	0	9.77	10.8495	110.0000	100.00%
2	Kubuš, Ján		U	PCCO	Min	104	0	12.57	8.2737	83.8841	76.26%
3	Vkolinský, Valér		U	PCCO	Min	96	0	12.77	7.5176	76.2187	69.29%
4	Hanulák, Jozef		U	PCCO	Min	104	0	14.23	7.3085	74.0986	67.36%
5	Kráner, Jozef		U	PCCO	Min	102	0	14.05	7.2598	73.6046	66.91%
6	Mihálek, Matej		U	PCCO	Min	100	0	14.21	7.0373	71.3489	64.86%
7	Toldy, Erik		U	PCCO	Min	110	0	15.68	7.0153	71.1259	64.66%
8	Dolnan, Zdeno 1		U	PCCO	Min	104	0	17.24	6.0325	61.1614	55.60%

Stage Results - Production

Place	Name	No.	Class	Div	PF	Points	Pen	Time	Hit Factor	Stage Pts	Stage %
1	Drienik, Vojtech		U	P	Min	104	0	11.45	9.0830	110.0000	100.00%
2	Michalec, Ľubomír		U	P	Min	100	0	11.55	8.6580	104.8535	95.32%
3	Kreutz, Erich		U	P	Min	98	0	11.64	8.4192	101.9619	92.69%
4	Polievka, Ľubomír		U	P	Min	100	0	11.88	8.4175	101.9409	92.67%
5	Popluhár, Patrik		U	P	Min	100	0	12.80	7.8125	94.6139	86.01%
6	Ružička, Milan		U	P	Min	103	10	13.34	6.9715	84.4291	76.75%
7	Halenár, Marek		U	P	Min	100	0	15.09	6.6269	80.2556	72.96%
8	Vígh, Peter		U	P	Min	94	0	15.20	6.1842	74.8944	68.09%
9	Lévárdy, Daniel		U	P	Min	93	40	15.71	3.3736	40.8568	37.14%

Stage Results - Production Optics

Place	Name	No.	Class	Div	PF	Points	Pen	Time	Hit Factor	Stage Pts	Stage %
-------	------	-----	-------	-----	----	--------	-----	------	------------	-----------	---------

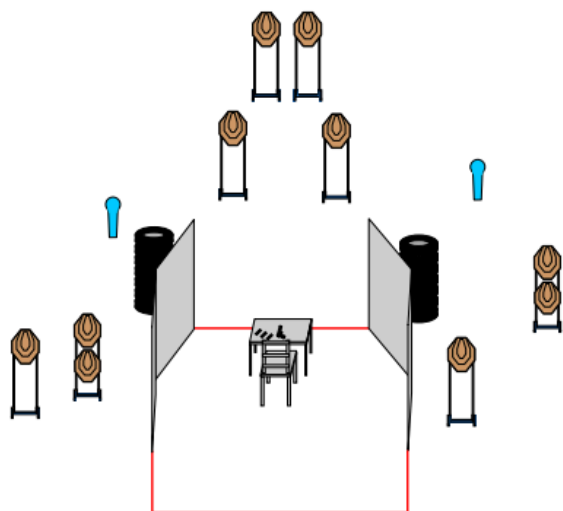
1	Kán, Peter	U	PO	Min	102	0	11.31	9.0186	110.0000	100.00%
2	Vančo, Ján	U	PO	Min	102	0	11.37	8.9710	109.4195	99.47%
3	Nemčok, Libor	U	PO	Min	108	0	12.12	8.9109	108.6867	98.81%
4	Bachratý, Tomáš	U	PO	Min	98	0	12.00	8.1667	99.6093	90.55%
5	Hukel, Miroslav	U	PO	Min	104	0	12.91	8.0558	98.2567	89.32%
6	Pančík, Vladimír	U	PO	Min	102	0	13.05	7.8161	95.3333	86.67%
7	Klepáč, Ilja	U	PO	Min	106	0	14.52	7.3003	89.0419	80.95%
8	Šiška, Miloš	U	PO	Min	100	0	23.04	4.3403	52.9386	48.13%
9	Prefertus, Róbert	U	PO	Min	88	0	20.97	4.1965	51.1846	46.53%

Stage Results - Standard

Place	Name	No.	Class	Div	PF	Points	Pen	Time	Hit Factor	Stage Pts	Stage %
1	Ťažký, Miroslav	U	S	Min	108	0	11.14	9.6948	110.0000	100.00%	
2	Slanina, Peter	U	S	Min	98	0	12.89	7.6028	86.2635	78.42%	
3	Šlapka, Anton	U	S	Min	100	0	13.20	7.5758	85.9568	78.14%	
4	Krajčír, Dalibor	U	S	Min	108	0	14.26	7.5736	85.9327	78.12%	
5	Toldy, Erik	U	S	Min	110	0	14.60	7.5342	85.4858	77.71%	
6	Plevka, Peter	U	S	Min	102	0	13.85	7.3646	83.5612	75.96%	
7	Trancygier, Tomáš	U	S	Min	104	0	14.23	7.3085	82.9244	75.39%	
8	Špitálsky, Michal	U	S	Min	100	0	13.99	7.1480	81.1029	73.73%	
9	Gogola, Miroslav	U	S	Min	92	0	12.96	7.0988	80.5447	73.22%	
10	Rzesniowiecki, Roman	U	S	Min	100	0	14.14	7.0721	80.2425	72.95%	
11	Rojko, Marek	U	S	Min	100	0	14.51	6.8918	78.1964	71.09%	
12	Popovič, Bohuslav	U	S	Min	90	0	13.34	6.7466	76.5492	69.59%	
13	Malík, Róbert	U	S	Min	94	0	14.18	6.6291	75.2152	68.38%	
14	Dóka, Peter	U	S	Min	102	0	15.51	6.5764	74.6178	67.83%	
15	Varga, Štefan	U	S	Min	90	0	13.71	6.5646	74.4833	67.71%	
16	Belko, Jozef	U	S	Min	108	0	16.62	6.4982	73.7304	67.03%	
17	Košíková, Simona	U	S	Min	94	0	14.53	6.4694	73.4034	66.73%	
18	Kocifajová, Kristína	U	S	Min	92	0	14.23	6.4652	73.3562	66.69%	
19	Dolňan, Zdeno	U	S	Min	108	0	18.30	5.9016	66.9617	60.87%	
20	Takáč, Michal	U	S	Min	108	0	18.30	5.9016	66.9617	60.87%	
21	Javorčík, Marek	U	S	Min	104	0	17.69	5.8790	66.7052	60.64%	
22	Pál, Eugen	U	S	Min	98	0	16.68	5.8753	66.6629	60.60%	
23	Páleník, Miroslav	U	S	Min	96	0	16.50	5.8182	66.0148	60.01%	
24	Kalina, Michal	U	S	Min	100	0	17.61	5.6786	64.4310	58.57%	
25	Melo, Jozef	U	S	Min	106	0	19.94	5.3159	60.3163	54.83%	
26	Halas, Dušan	U	S	Min	102	0	20.67	4.9347	55.9904	50.90%	
27	Károly, Karol	U	S	Min	104	0	21.81	4.7685	54.1043	49.19%	
28	Bača, Filip	U	S	Min	98	0	21.07	4.6512	52.7735	47.98%	
29	Ďurík, Jaroslav	U	S	Min	104	10	21.01	4.4741	50.7640	46.15%	
30	Liska, Anton	U	S	Min	92	0	21.00	4.3810	49.7076	45.19%	
31	Kalina, Marian	U	S	Min	100	0	23.78	4.2052	47.7136	43.38%	
32	Kanas, Štefan	U	S	Min	96	0	23.43	4.0973	46.4893	42.26%	
33	Gregorová, Mariana	U	S	Min	87	10	24.01	3.2070	36.3875	33.08%	
34	Ružičková, Lenka	U	S	Min	96	0	32.96	2.9126	33.0475	30.04%	
35	Lontoš, Samuel	U	S	Min	94	30	31.36	2.0408	23.1557	21.05%	

2. kolo Tekovskej ligy - Stage 5 - 2024-05-26

5. SITUÁCIA



Stredná strelecká situácia	
Táča	10 x IPSC classic, 2 x IPSC mini Popper
Počet ráň / body	22 / 110
Start/stop	Zvukový signál posledná rana
Strelcová pozícia	V sede, obe nohy na zvláštnych opierkach a 1 záložník na stole
Postup	Po zvukovom signále rieši situáciu voľným štýlom z vymedzeného priestoru
Pravidlá a penalizácia	Pravidlá IPSC
Bezpečnostné úhry	90° sprava, 45° doľava
Hodnotenie	Pravidlá svetovej IPSC
Bezpečnosť	Spracení RO na trati/ligu
Autor parkúru	Jackie

Stage Results - Open

Place	Name	No.	Class	Div	PF	Points	Pen	Time	Hit Factor	Stage Pts	Stage %
1	Kocian, Norbert		U	O	Maj	103	0	12.00	8.5833	110.0000	100.00%
2	Veselský, Dušan		U	O	Maj	65	80	11.49	0.0000	0.0000	0.00%

Stage Results - PCC Optics

Place	Name	No.	Class	Div	PF	Points	Pen	Time	Hit Factor	Stage Pts	Stage %
1	Drimaj, Peter		U	PCCO	Min	102	0	14.49	7.0393	110.0000	100.00%
2	Toldy, Erik		U	PCCO	Min	110	0	18.12	6.0706	94.8627	86.24%
3	Dolnan, Zdeno 1		U	PCCO	Min	110	0	18.24	6.0307	94.2386	85.67%
4	Vlkolinský, Valér		U	PCCO	Min	92	0	15.48	5.9432	92.8705	84.43%
5	Kubuš, Ján		U	PCCO	Min	102	0	17.39	5.8654	91.6561	83.32%
6	Mihálek, Matej		U	PCCO	Min	106	0	19.54	5.4248	84.7700	77.06%
7	Hanulák, Jozef		U	PCCO	Min	101	10	17.08	5.3279	83.2558	75.69%
8	Kráner, Jozef		U	PCCO	Min	106	0	27.06	3.9172	61.2123	55.65%

Stage Results - Production

Place	Name	No.	Class	Div	PF	Points	Pen	Time	Hit Factor	Stage Pts	Stage %
1	Michalec, Ľubomír		U	P	Min	102	0	14.15	7.2085	110.0000	100.00%
2	Ružička, Milan		U	P	Min	98	0	13.70	7.1533	109.1577	99.23%
3	Drienik, Vojtech		U	P	Min	108	0	15.48	6.9767	106.4637	96.79%
4	Kreutz, Erich		U	P	Min	102	0	15.15	6.7327	102.7393	93.40%
5	Polievka, Ľubomír		U	P	Min	93	10	14.20	5.8451	89.1946	81.09%
6	Popluhár, Patrik		U	P	Min	104	0	17.96	5.7906	88.3641	80.33%
7	Vígh, Peter		U	P	Min	94	0	19.94	4.7141	71.9369	65.40%
8	Halenár, Marek		U	P	Min	95	10	18.23	4.6626	71.1510	64.68%
9	Lévárdy, Daniel		U	P	Min	106	0	31.07	3.4117	52.0611	47.33%

Stage Results - Production Optics

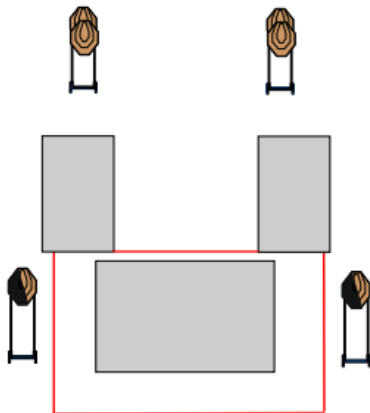
Place	Name	No.	Class	Div	PF	Points	Pen	Time	Hit Factor	Stage Pts	Stage %
1	Kán, Peter		U	PO	Min	108	0	12.86	8.3981	110.0000	100.00%
2	Nemčok, Libor		U	PO	Min	108	0	14.22	7.5949	99.4796	90.44%
3	Vančo, Ján		U	PO	Min	102	0	14.15	7.2085	94.4177	85.83%
4	Hukel, Miroslav		U	PO	Min	106	0	15.59	6.7992	89.0573	80.96%
5	Pančík, Vladimír		U	PO	Min	106	0	15.71	6.7473	88.3771	80.34%
6	Klepáč, Ilja		U	PO	Min	104	0	22.69	4.5835	60.0356	54.58%
7	Bachratý, Tomáš		U	PO	Min	100	0	22.57	4.4307	58.0334	52.76%
8	Šiška, Miloš		U	PO	Min	106	0	25.45	4.1650	54.5542	49.59%
9	Prefertus, Róbert		U	PO	Min	81	10	27.28	2.6026	34.0898	30.99%

Stage Results - Standard

Place	Name	No.	Class	Div	PF	Points	Pen	Time	Hit Factor	Stage Pts	Stage %
1	Ťažký, Miroslav		U	S	Min	102	0	12.48	8.1731	110.0000	100.00%
2	Špitálsky, Michal		U	S	Min	106	0	14.64	7.2404	97.4478	88.59%
3	Varga, Štefan		U	S	Min	108	0	15.01	7.1952	96.8390	88.04%
4	Malík, Róbert		U	S	Min	108	0	16.22	6.6584	89.6149	81.47%
5	Slanina, Peter		U	S	Min	102	0	15.49	6.5849	88.6249	80.57%
6	Šlapka, Anton		U	S	Min	106	0	16.79	6.3133	84.9693	77.24%
7	Toldy, Erik		U	S	Min	102	0	16.18	6.3041	84.8455	77.13%
8	Plevka, Peter		U	S	Min	102	0	16.40	6.2195	83.7073	76.10%
9	Dóka, Peter		U	S	Min	98	0	16.46	5.9538	80.1315	72.85%
10	Rojko, Marek		U	S	Min	97	10	14.68	5.9264	79.7628	72.51%
11	Košíková, Simona		U	S	Min	96	0	16.21	5.9223	79.7068	72.46%
12	Trancygier, Tomáš		U	S	Min	102	0	17.45	5.8453	78.6705	71.52%
13	Páleník, Miroslav		U	S	Min	100	0	17.56	5.6948	76.6448	69.68%
14	Kalina, Marian		U	S	Min	102	0	18.01	5.6635	76.2243	69.29%
15	Rzesniowiecki, Roman		U	S	Min	100	0	17.75	5.6338	75.8244	68.93%
16	Belko, Jozef		U	S	Min	102	0	18.64	5.4721	73.6481	66.95%
17	Popovič, Bohuslav		U	S	Min	94	0	17.19	5.4683	73.5968	66.91%
18	Dolňan, Zdeno		U	S	Min	110	0	20.33	5.4107	72.8220	66.20%
19	Gogola, Miroslav		U	S	Min	98	0	18.29	5.3581	72.1140	65.56%
20	Javorčík, Marek		U	S	Min	106	0	20.10	5.2736	70.9769	64.52%
21	Krajčír, Dalibor		U	S	Min	104	0	19.97	5.2078	70.0910	63.72%
22	Gregorová, Mariana		U	S	Min	100	0	20.03	4.9925	67.1933	61.08%
23	Kalina, Michal		U	S	Min	90	0	18.07	4.9806	67.0334	60.94%
24	Pál, Eugen		U	S	Min	102	0	20.66	4.9371	66.4472	60.41%
25	Károly, Karol		U	S	Min	104	0	21.32	4.8780	65.6528	59.68%
26	Takáč, Michal		U	S	Min	100	0	20.56	4.8638	65.4612	59.51%
27	Kocifajová, Kristína		U	S	Min	94	0	19.76	4.7571	64.0248	58.20%
28	Melo, Jozef		U	S	Min	106	0	22.95	4.6187	62.1628	56.51%
29	Ďurík, Jaroslav		U	S	Min	102	0	22.12	4.6112	62.0615	56.42%
30	Bača, Filip		U	S	Min	106	0	23.34	4.5416	61.1240	55.57%
31	Halas, Dušan		U	S	Min	96	0	23.49	4.0868	55.0041	50.00%
32	Liska, Anton		U	S	Min	93	10	24.05	3.4511	46.4483	42.23%
33	Ružičková, Lenka		U	S	Min	94	0	28.62	3.2844	44.2044	40.19%
34	Kanas, Štefan		U	S	Min	108	0	34.49	3.1313	42.1442	38.31%
35	Lontoš, Samuel		U	S	Min	102	0	35.94	2.8381	38.1970	34.72%

2. kolo Tekovskej ligy - Stage 6 - 2024-05-26

6. SITUÁCIA



Kritéria strelecká situácia	
Terče	6 x IPSC classic
Počet ráň / body	12 / 60
Startový	Zvukový signál pistolová rana
Štartová pozícia	Postoj relax voľne vo vymedzenom priestore, ruky voľne pozdĺž tela, zbraň „ready“
Prístup	Po zvukovom signále rieši situáciu voľným štýlom z vymedzeného priestoru
Pravidlá a penalizácie	Pravidlá IPSC
Bezpečnostné úkony	RO* výstražná s výstraž
Hodnotenie	Podľa pravidiel IPSC
Bezpečnosť	Spezifikácia RO na bielej linke
Autor parketu	Jacek

Stage Results - Open

Place	Name	No.	Class	Div	PF	Points	Pen	Time	Hit Factor	Stage Pts	Stage %
1	Veselský, Dušan		U	O	Maj	49	10	8.95	4.3575	60.0000	100.00%
2	Kocian, Norbert		U	O	Maj	59	0	15.43	3.8237	52.6497	87.75%

Stage Results - PCC Optics

Place	Name	No.	Class	Div	PF	Points	Pen	Time	Hit Factor	Stage Pts	Stage %
1	Vlkolinský, Valér		U	PCCO	Min	58	0	7.13	8.1346	60.0000	100.00%
2	Hanulák, Jozef		U	PCCO	Min	58	0	7.34	7.9019	58.2834	97.14%
3	Drimaj, Peter		U	PCCO	Min	54	0	7.80	6.9231	51.0637	85.11%
4	Dolnan, Zdeno 1		U	PCCO	Min	60	0	9.49	6.3224	46.6335	77.72%
5	Mihálek, Matej		U	PCCO	Min	60	0	10.38	5.7803	42.6350	71.06%
6	Toldy, Erik		U	PCCO	Min	58	0	10.44	5.5556	40.9770	68.30%
7	Kráner, Jozef		U	PCCO	Min	56	0	10.91	5.1329	37.8596	63.10%
8	Kubuš, Ján		U	PCCO	Min	49	10	8.06	4.8387	35.6897	59.48%

Stage Results - Production

Place	Name	No.	Class	Div	PF	Points	Pen	Time	Hit Factor	Stage Pts	Stage %
1	Ružička, Milan		U	P	Min	58	0	8.26	7.0218	60.0000	100.00%
2	Drienik, Vojtech		U	P	Min	60	0	8.56	7.0093	59.8937	99.82%
3	Michalec, Ľubomír		U	P	Min	52	0	7.49	6.9426	59.3232	98.87%
4	Polievka, Ľubomír		U	P	Min	50	0	8.46	5.9102	50.5013	84.17%
5	Halenár, Marek		U	P	Min	56	0	9.81	5.7085	48.7778	81.30%
6	Vígh, Peter		U	P	Min	58	0	10.69	5.4256	46.3611	77.27%
7	Popluhár, Patrik		U	P	Min	52	0	10.11	5.1434	43.9497	73.25%
8	Kreutz, Erich		U	P	Min	51	10	8.28	4.9517	42.3113	70.52%
9	Lévárdy, Daniel		U	P	Min	51	10	10.96	3.7409	31.9651	53.28%

Stage Results - Production Optics

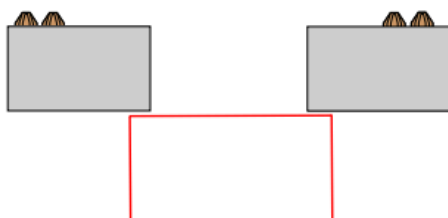
Place	Name	No.	Class	Div	PF	Points	Pen	Time	Hit Factor	Stage Pts	Stage %
1	Nemčok, Libor		U	PO	Min	58	0	6.95	8.3453	60.0000	100.00%
2	Vančo, Ján		U	PO	Min	58	0	7.68	7.5521	54.2969	90.49%
3	Pančík, Vladimír		U	PO	Min	60	0	8.68	6.9124	49.6981	82.83%
4	Hukel, Miroslav		U	PO	Min	54	0	8.15	6.6258	47.6370	79.39%
5	Bachratý, Tomáš		U	PO	Min	54	0	8.34	6.4748	46.5517	77.59%
6	Kán, Peter		U	PO	Min	53	10	7.32	5.8743	42.2343	70.39%
7	Klepáč, Ilja		U	PO	Min	55	10	9.44	4.7669	34.2727	57.12%
8	Prefertus, Róbert		U	PO	Min	58	0	14.00	4.1429	29.7857	49.64%
9	Šiška, Miloš		U	PO	Min	46	20	23.27	1.1173	8.0331	13.39%

Stage Results - Standard

Place	Name	No.	Class	Div	PF	Points	Pen	Time	Hit Factor	Stage Pts	Stage %
1	Ťažký, Miroslav		U	S	Min	58	0	7.20	8.0556	60.0000	100.00%
2	Varga, Štefan		U	S	Min	56	0	8.43	6.6429	49.4785	82.46%
3	Plevka, Peter		U	S	Min	58	0	8.77	6.6135	49.2588	82.10%
4	Páleník, Miroslav		U	S	Min	58	0	8.78	6.6059	49.2027	82.00%
5	Košíková, Simona		U	S	Min	52	0	8.07	6.4436	47.9938	79.99%
6	Šlapka, Anton		U	S	Min	56	0	8.84	6.3348	47.1836	78.64%
7	Malík, Róbert		U	S	Min	56	0	9.00	6.2222	46.3448	77.24%
8	Rojko, Marek		U	S	Min	56	0	9.10	6.1538	45.8355	76.39%
9	Slanina, Peter		U	S	Min	56	0	9.45	5.9259	44.1379	73.56%
10	Gogola, Miroslav		U	S	Min	58	0	9.94	5.8350	43.4608	72.43%
11	Krajčír, Dalibor		U	S	Min	56	0	9.76	5.7377	42.7360	71.23%
12	Belko, Jozef		U	S	Min	56	0	9.98	5.6112	41.7939	69.66%
13	Rzesniowiecki, Roman		U	S	Min	58	0	10.82	5.3604	39.9261	66.54%
14	Takáč, Michal		U	S	Min	54	0	10.12	5.3360	39.7438	66.24%
15	Trancygier, Tomáš		U	S	Min	54	0	10.41	5.1873	38.6366	64.39%
16	Javorčík, Marek		U	S	Min	54	0	10.49	5.1478	38.3419	63.90%
17	Kocifajová, Kristína		U	S	Min	52	0	10.43	4.9856	37.1343	61.89%
18	Dolňan, Zdeno		U	S	Min	60	0	12.17	4.9302	36.7212	61.20%
19	Melo, Jozef		U	S	Min	58	0	11.79	4.9194	36.6412	61.07%
20	Popovič, Bohuslav		U	S	Min	52	0	10.94	4.7532	35.4031	59.01%
21	Gregorová, Mariana		U	S	Min	56	0	11.79	4.7498	35.3777	58.96%
22	Károly, Karol		U	S	Min	52	0	11.03	4.7144	35.1143	58.52%
23	Toldy, Erik		U	S	Min	49	10	8.37	4.6595	34.7052	57.84%
24	Dóka, Peter		U	S	Min	52	0	11.24	4.6263	34.4582	57.43%
25	Pál, Eugen		U	S	Min	54	0	11.82	4.5685	34.0277	56.71%
26	Ďurík, Jaroslav		U	S	Min	52	0	11.44	4.5455	33.8558	56.43%
27	Kalina, Marian		U	S	Min	52	0	11.64	4.4674	33.2741	55.46%
28	Kalina, Michal		U	S	Min	44	0	10.95	4.0183	29.9291	49.88%
29	Halas, Dušan		U	S	Min	55	10	12.02	3.7438	27.8846	46.47%
30	Kanas, Štefan		U	S	Min	46	0	13.04	3.5276	26.2746	43.79%
31	Špitálsky, Michal		U	S	Min	46	20	8.23	3.1592	23.5304	39.22%
32	Lontoš, Samuel		U	S	Min	60	0	20.18	2.9732	22.1455	36.91%
33	Bača, Filip		U	S	Min	51	10	17.34	2.3645	17.6113	29.35%
34	Liska, Anton		U	S	Min	41	10	14.51	2.1365	15.9129	26.52%
35	Ružičková, Lenka		U	S	Min	47	10	24.20	1.5289	11.3879	18.98%

2. kolo Tekovskej ligy - Stage 7 - 2024-05-26

7. SITUÁCIA



Krátka strelecká situácia	
Terén	4 x IPSC classic, 4 x Plate
Počet rán / body	12 / 60
Start/stop	Zaukovaný signál posledná rana
Startová pozícia	Postoj relax futbovne vo vymedzenom priestore, ruky voľne pozdĺž tela, zbraň jazdy
Postup	Prv zrakom signál nebiť situáciu voľným štýlom z vymedzeného priestoru
Pravidlá a penalizácia	Pravidlá IPSC
Bezpečnostné uhly	30° vpravo aj vľavo
Hodnotenie	Posledná rana IPSC
Bezpečnosť	Sprešaní ROU na trolejku
Autor parkuru	Jackie

Stage Results - Open

Place	Name	No.	Class	Div	PF	Points	Pen	Time	Hit Factor	Stage Pts	Stage %
1	Kocian, Norbert		U	O	Maj	59	0	8.01	7.3658	60.0000	100.00%
2	Veselský, Dušan		U	O	Maj	60	0	10.58	5.6711	46.1953	76.99%

Stage Results - PCC Optics

Place	Name	No.	Class	Div	PF	Points	Pen	Time	Hit Factor	Stage Pts	Stage %
1	Drimaj, Peter		U	PCCO	Min	56	0	6.44	8.6957	60.0000	100.00%
2	Hanulák, Jozef		U	PCCO	Min	60	0	7.01	8.5592	59.0585	98.43%
3	Kubuš, Ján		U	PCCO	Min	60	0	7.92	7.5758	52.2727	87.12%
4	Mihálek, Matej		U	PCCO	Min	60	0	8.63	6.9525	47.9722	79.95%
5	Vlkolinský, Valér		U	PCCO	Min	54	0	8.38	6.4439	44.4630	74.11%
6	Kráner, Jozef		U	PCCO	Min	58	0	9.41	6.1637	42.5292	70.88%
7	Dolnan, Zdeno 1		U	PCCO	Min	60	0	10.22	5.8708	40.5088	67.51%
8	Toldy, Erik		U	PCCO	Min	58	0	13.27	4.3708	30.1583	50.26%

Stage Results - Production

Place	Name	No.	Class	Div	PF	Points	Pen	Time	Hit Factor	Stage Pts	Stage %
1	Drienik, Vojtech		U	P	Min	60	0	8.26	7.2639	60.0000	100.00%
2	Michalec, Ľubomír		U	P	Min	58	0	9.31	6.2299	51.4586	85.76%
3	Polievka, Ľubomír		U	P	Min	54	0	8.88	6.0811	50.2297	83.72%
4	Kreutz, Erich		U	P	Min	58	0	10.38	5.5877	46.1541	76.92%
5	Halenár, Marek		U	P	Min	56	0	10.36	5.4054	44.6486	74.41%
6	Vígh, Peter		U	P	Min	58	0	11.97	4.8454	40.0234	66.71%
7	Ružička, Milan		U	P	Min	56	0	12.60	4.4444	36.7111	61.19%
8	Lévárdy, Daniel		U	P	Min	58	10	18.47	2.5988	21.4662	35.78%
9	Popluhár, Patrik		U	P	Min	52	0	22.10	2.3529	19.4353	32.39%

Stage Results - Production Optics

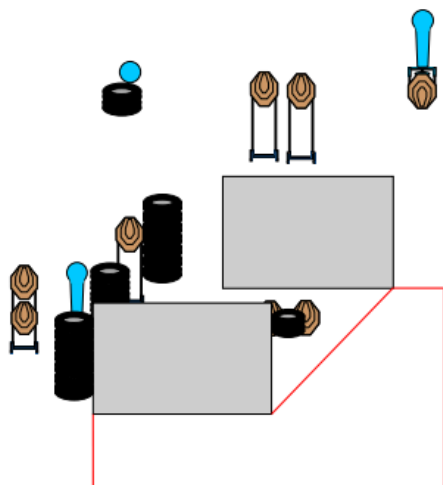
Place	Name	No.	Class	Div	PF	Points	Pen	Time	Hit Factor	Stage Pts	Stage %
1	Kán, Peter		U	PO	Min	60	0	6.78	8.8496	60.0000	100.00%
2	Nemčok, Libor		U	PO	Min	60	0	7.99	7.5094	50.9136	84.86%
3	Hukel, Miroslav		U	PO	Min	60	0	8.21	7.3082	49.5493	82.58%
4	Vančo, Ján		U	PO	Min	56	0	9.24	6.0606	41.0909	68.48%
5	Klepáč, Ilja		U	PO	Min	56	0	10.00	5.6000	37.9680	63.28%
6	Bachratý, Tomáš		U	PO	Min	56	0	10.04	5.5777	37.8167	63.03%
7	Šiška, Miloš		U	PO	Min	56	0	14.19	3.9464	26.7569	44.59%
8	Prefertus, Róbert		U	PO	Min	49	10	24.56	1.5879	10.7663	17.94%
9	Pančík, Vladimír		U	PO	Min	48	40	7.48	1.0695	7.2513	12.09%

Stage Results - Standard

Place	Name	No.	Class	Div	PF	Points	Pen	Time	Hit Factor	Stage Pts	Stage %
1	Ťažký, Miroslav		U	S	Min	50	0	6.57	7.6104	60.0000	100.00%
2	Šlapka, Anton		U	S	Min	58	0	7.83	7.4074	58.4000	97.33%
3	Špitálsky, Michal		U	S	Min	58	0	7.87	7.3698	58.1032	96.84%
4	Malík, Róbert		U	S	Min	58	0	9.01	6.4373	50.7516	84.59%
5	Gogola, Miroslav		U	S	Min	56	0	9.64	5.8091	45.7992	76.33%
6	Popovič, Bohuslav		U	S	Min	60	0	10.65	5.6338	44.4169	74.03%
7	Toldy, Erik		U	S	Min	58	0	10.31	5.6256	44.3523	73.92%
8	Takáč, Michal		U	S	Min	58	0	10.45	5.5502	43.7581	72.93%
9	Kalina, Marian		U	S	Min	58	0	10.55	5.4976	43.3433	72.24%
10	Slanina, Peter		U	S	Min	58	0	10.61	5.4665	43.0982	71.83%
11	Krajčír, Dalibor		U	S	Min	60	0	11.46	5.2356	41.2775	68.80%
12	Kocifajová, Kristína		U	S	Min	58	0	11.08	5.2347	41.2700	68.78%
13	Plevka, Peter		U	S	Min	58	0	11.34	5.1146	40.3238	67.21%
14	Rojko, Marek		U	S	Min	58	0	11.42	5.0788	40.0413	66.74%
15	Dolňan, Zdeno		U	S	Min	58	0	11.46	5.0611	39.9016	66.50%
16	Belko, Jozef		U	S	Min	56	0	11.28	4.9645	39.1404	65.23%
17	Dóka, Peter		U	S	Min	56	0	11.52	4.8611	38.3250	63.88%
18	Rzesniowiecki, Roman		U	S	Min	56	0	11.56	4.8443	38.1924	63.65%
19	Javorčík, Marek		U	S	Min	58	0	12.13	4.7815	37.6976	62.83%
20	Varga, Štefan		U	S	Min	52	0	11.06	4.7016	37.0676	61.78%
21	Košíková, Simona		U	S	Min	58	0	13.87	4.1817	32.9684	54.95%
22	Trancygier, Tomáš		U	S	Min	58	0	14.11	4.1106	32.4077	54.01%
23	Pál, Eugen		U	S	Min	54	0	13.46	4.0119	31.6297	52.72%
24	Kanas, Štefan		U	S	Min	56	0	13.97	4.0086	31.6037	52.67%
25	Halas, Dušan		U	S	Min	60	0	14.98	4.0053	31.5781	52.63%
26	Ďurík, Jaroslav		U	S	Min	56	0	14.83	3.7761	29.7710	49.62%
27	Gregorová, Mariana		U	S	Min	52	0	13.94	3.7303	29.4095	49.02%
28	Melo, Jozef		U	S	Min	58	0	15.57	3.7251	29.3688	48.95%
29	Kalina, Michal		U	S	Min	48	0	13.28	3.6145	28.4964	47.49%
30	Páleník, Miroslav		U	S	Min	58	0	16.67	3.4793	27.4308	45.72%
31	Károly, Karol		U	S	Min	54	0	16.23	3.3272	26.2314	43.72%
32	Bača, Filip		U	S	Min	58	0	26.74	2.1690	17.1007	28.50%
33	Lontoš, Samuel		U	S	Min	54	0	31.90	1.6928	13.3460	22.24%
34	Liska, Anton		U	S	Min	49	10	48.19	0.8093	6.3805	10.63%
35	Ružičková, Lenka		U	S	Min	42	20	46.48	0.4733	3.7317	6.22%

2. kolo Tekovskej ligy - Stage 8 - 2024-05-26

8. SITUÁCIA



Stredná strelecká situácia	
Terč	8 x IPSC classic, 2 x IPSC Popper, 1 x Plzeň
Počet rán / body	13 / 25
Start/stop	Zvukový signál posledná rana
Startová pozícia	Posúť relax ľubovoľne vo vymedzenom priestore, ruky voľne pozdĺ tela, zbraň radosť
Postup	Po zvukovom signále riešiť situáciu voľným štýlom z vymedzeného priestoru
Pravidlá a penalizácia	Pravidlá IPSC
Bezpečnostné úkony	od výstupu do výstupu
Hodnotenie	Pravidlá IPSC
Bezpečnosť	Sprevanie RO na telefónu
Autor parkuru	Jackie

Stage Results - Open

Place	Name	No.	Class	Div	PF	Points	Pen	Time	Hit Factor	Stage Pts	Stage %
1	Veselský, Dušan		U	O	Maj	93	0	14.57	6.3830	95.0000	100.00%
2	Kocian, Norbert		U	O	Maj	84	10	15.33	4.8271	71.8439	75.63%

Stage Results - PCC Optics

Place	Name	No.	Class	Div	PF	Points	Pen	Time	Hit Factor	Stage Pts	Stage %
1	Kubuš, Ján		U	PCCO	Min	89	0	10.16	8.7598	95.0000	100.00%
2	Hanulák, Jozef		U	PCCO	Min	93	0	13.73	6.7735	73.4581	77.32%
3	Mihálek, Matej		U	PCCO	Min	95	0	15.02	6.3249	68.5932	72.20%
4	Vlkolinský, Valér		U	PCCO	Min	79	0	13.67	5.7791	62.6738	65.97%
5	Drimaj, Peter		U	PCCO	Min	89	0	15.41	5.7755	62.6347	65.93%
6	Toldy, Erik		U	PCCO	Min	91	0	16.92	5.3783	58.3268	61.40%
7	Dolnan, Zdeno 1		U	PCCO	Min	93	0	19.45	4.7815	51.8550	54.58%
8	Kráner, Jozef		U	PCCO	Min	95	0	24.77	3.8353	41.5934	43.78%

Stage Results - Production

Place	Name	No.	Class	Div	PF	Points	Pen	Time	Hit Factor	Stage Pts	Stage %
1	Michalec, Ľubomír		U	P	Min	91	0	12.27	7.4165	95.0000	100.00%
2	Polievka, Ľubomír		U	P	Min	89	0	13.88	6.4121	82.1348	86.46%
3	Drienik, Vojtech		U	P	Min	93	0	14.92	6.2332	79.8437	84.05%
4	Kreutz, Erich		U	P	Min	85	0	13.78	6.1684	79.0126	83.17%
5	Ružička, Milan		U	P	Min	83	0	15.40	5.3896	69.0374	72.67%
6	Popluhár, Patrik		U	P	Min	89	0	17.26	5.1564	66.0505	69.53%
7	Halenár, Marek		U	P	Min	86	10	16.36	4.6455	59.5055	62.64%
8	Lévárdy, Daniel		U	P	Min	88	10	18.30	4.2623	54.5972	57.47%
9	Vígh, Peter		U	P	Min	88	10	21.03	3.7090	47.5097	50.01%

Stage Results - Production Optics

Place	Name	No.	Class	Div	PF	Points	Pen	Time	Hit Factor	Stage Pts	Stage %
1	Kán, Peter		U	PO	Min	93	0	11.91	7.8086	95.0000	100.00%
2	Vančo, Ján		U	PO	Min	85	0	11.83	7.1851	87.4151	92.02%
3	Nemčok, Libor		U	PO	Min	93	0	13.22	7.0348	85.5862	90.09%
4	Hukel, Miroslav		U	PO	Min	93	0	14.04	6.6239	80.5876	84.83%
5	Bachratý, Tomáš		U	PO	Min	83	0	14.48	5.7320	69.7368	73.41%
6	Pančík, Vladimír		U	PO	Min	91	0	16.94	5.3719	65.3552	68.79%
7	Klepáč, Ilja		U	PO	Min	82	10	13.58	5.3019	64.5038	67.90%
8	Prefertus, Róbert		U	PO	Min	93	0	24.85	3.7425	45.5312	47.93%
9	Šiška, Miloš		U	PO	Min	93	0	26.44	3.5174	42.7931	45.05%

Stage Results - Standard

Place	Name	No.	Class	Div	PF	Points	Pen	Time	Hit Factor	Stage Pts	Stage %
1	Ťažký, Miroslav		U	S	Min	93	0	12.03	7.7307	95.0000	100.00%
2	Slanina, Peter		U	S	Min	91	0	13.06	6.9678	85.6258	90.13%
3	Špitálsky, Michal		U	S	Min	87	0	13.85	6.2816	77.1926	81.26%
4	Toldy, Erik		U	S	Min	91	0	14.68	6.1989	76.1766	80.19%
5	Šlapka, Anton		U	S	Min	93	0	15.33	6.0665	74.5499	78.47%
6	Krajčír, Dalibor		U	S	Min	89	0	14.84	5.9973	73.6991	77.58%
7	Páleník, Miroslav		U	S	Min	89	0	15.18	5.8630	72.0484	75.84%
8	Plevka, Peter		U	S	Min	87	0	14.96	5.8155	71.4651	75.23%
9	Malík, Róbert		U	S	Min	85	0	14.81	5.7394	70.5294	74.24%
10	Kocifajová, Kristína		U	S	Min	93	0	17.12	5.4322	66.7553	70.27%
11	Takáč, Michal		U	S	Min	89	0	16.56	5.3744	66.0444	69.52%
12	Popovič, Bohuslav		U	S	Min	85	0	16.42	5.1766	63.6139	66.96%
13	Dolňan, Zdeno		U	S	Min	91	0	17.69	5.1441	63.2150	66.54%
14	Belko, Jozef		U	S	Min	87	0	17.04	5.1056	62.7417	66.04%
15	Varga, Štefan		U	S	Min	87	0	17.39	5.0029	61.4789	64.71%
16	Javorčík, Marek		U	S	Min	91	0	18.65	4.8794	59.9610	63.12%
17	Kalina, Marian		U	S	Min	89	0	18.54	4.8004	58.9911	62.10%
18	Rzesniowiecki, Roman		U	S	Min	89	0	18.89	4.7115	57.8981	60.95%
19	Gogola, Miroslav		U	S	Min	91	0	19.36	4.7004	57.7620	60.80%
20	Dóka, Peter		U	S	Min	93	0	20.15	4.6154	56.7171	59.70%
21	Ďurík, Jaroslav		U	S	Min	93	0	20.16	4.6131	56.6890	59.67%
22	Košíková, Simona		U	S	Min	67	0	15.18	4.4137	54.2387	57.09%
23	Pál, Eugen		U	S	Min	81	0	18.40	4.4022	54.0970	56.94%
24	Rojko, Marek		U	S	Min	84	10	16.89	4.3813	53.8404	56.67%
25	Trancygier, Tomáš		U	S	Min	89	0	21.29	4.1804	51.3713	54.08%
26	Károly, Karol		U	S	Min	82	10	17.83	4.0381	49.6235	52.24%
27	Kalina, Michal		U	S	Min	83	0	20.69	4.0116	49.2974	51.89%
28	Gregorová, Mariana		U	S	Min	91	0	23.16	3.9292	48.2847	50.83%
29	Kanas, Štefan		U	S	Min	85	0	23.45	3.6247	44.5433	46.89%
30	Melo, Jozef		U	S	Min	86	10	21.71	3.5007	43.0190	45.28%
31	Halas, Dušan		U	S	Min	89	0	30.78	2.8915	35.5327	37.40%
32	Bača, Filip		U	S	Min	90	10	31.48	2.5413	31.2292	32.87%
33	Liska, Anton		U	S	Min	84	10	32.54	2.2741	27.9461	29.42%
34	Lontoš, Samuel		U	S	Min	86	10	36.24	2.0971	25.7710	27.13%
35	Ružičková, Lenka		U	S	Min	79	0	48.79	1.6192	19.8977	20.94%